



COMMUNITY WORKSHOP SERIES

DIGITAL LITERACY FOR ALL LEARNERS

A PARTNERSHIP WITH UNC SILS AND LOCAL LIBRARIES

CWS.WEB.UNC.EDU

INTRODUCTION TO NC LIVE ONLINE RESOURCES

| | |
|---|----------------|
| GETTING STARTED | PAGE 02 |
| <i>Class Overview</i> | |
| <i>What You Will Learn</i> | |
| THE BASICS | PAGE 03 |
| <i>What Is NC LIVE?</i> | |
| <i>What Is Available on NC LIVE?</i> | |
| <i>How to Access NC LIVE</i> | |
| <i>Navigating NC LIVE</i> | |
| AUDIOBOOKS | PAGE 07 |
| <i>OneClick Digital</i> | |
| VIDEOS | PAGE 11 |
| <i>NC Live Video Collection</i> | |
| HEALTH RESOURCES | PAGE 12 |
| <i>Medline Plus</i> | |
| <i>ProQuest Family Health</i> | |
| NEWSPAPER AND MAGAZINE ARTICLES | PAGE 15 |
| <i>ArticleFirst</i> | |
| <i>Infotrac Newsstand</i> | |
| <i>ProQuest Newsstand</i> | |
| LANGUAGE LEARNING | PAGE 16 |
| <i>Pronunciator</i> | |
| GENEALOGY RESOURCES | PAGE 18 |
| <i>HeritageQuest</i> | |
| BUSINESS RESOURCES | PAGE 19 |
| <i>Morningstar Investment Research Center</i> | |
| EDUCATION RESOURCES | PAGE 20 |
| <i>Learning Express Library</i> | |
| <i>CQ Researcher</i> | |

To view our full schedule, handouts and tutorials, visit our website:

cws.web.unc.edu

Last Updated July 2015

Class Overview

This is a class for new users of NC LIVE. You will need to be comfortable with the basics of using a computer, including using the mouse and keyboard, opening a program, and turning the computer on and off. Additionally, you will need to know the basics of navigating the Internet.

Today, we will be exploring the wealth of resources that are available to North Carolina residents with a library card. These resources come from NC LIVE, a statewide online library available to public libraries and public universities. We'll overview a few of the more commonly used and interesting resources, plus discuss how to find more NC LIVE resources that might fit your needs or interests.

Please let the instructor know if you have questions or concerns before the class, or as we go along.

You Will Learn How To:

| | | |
|---|---|--|
| Access the resources available on NC LIVE | Find a list of resources available on NC LIVE | Check out and download audiobooks |
| Stream PBS videos | Find consumer health information | Locate newspaper and magazine articles |
| Learn a language | Look up business and investment information | Find study guides and research tools |
| Discover more NC LIVE resources! | | |

THE BASICS

What is NC LIVE?

NC LIVE is an online library service created and maintained by representatives from the NC Community Colleges, the NC Independent Colleges and Universities, the NC Public Library Directors Association, the University of North Carolina, and the State Library of North Carolina. It provides access to a wide variety of online databases, tools, and electronic books to public library users and students across the state. Resources range from career and business information to genealogical and ancestry information to automotive manuals and consumer reports. All of the resources available on NC LIVE are designed to be accessible from your home computer, but you can also use library computers to access them.

NC live .org It's a library at your fingertips. About NC LIVE | Newsroom | For Library Staff

Browse Search Need Help?

Questions? Chat Now!
powered by **NCKnows**

Search

Quick Search

Advanced Search

Search by Title

Click here to find a journal, magazine, or newspaper by title.

Popular at my Library

- Academic Search Complete
- Business Source Complete
- eBooks on EBSCOhost
- MasterFILE Complete
- CINAHL w/Full Text

NC LIVE News

Technology for Teens
Audio books now available for Mac
Planned Website Maintenance
Sunday, 1/29, 6-7 AM

What is NC LIVE?

The power of your library, online!
We give you **free** access to eBooks, audio books, videos, online magazines, newspapers, journals, and more.

Read the full text of **The Wall Street Journal**
FREE through NC LIVE!

Browse

1 2 3 4 5

Articles Audio eBooks Images Videos

Books & Literature
novels, poetry, criticism, plays, Worldcat

Business & Management
small business, company info, Morningstar, WSJ

Career, Jobs & Test Preparation
ASVAB, SAT, GRE, GED, resumes, cover letters

Current Issues
pro/con essay, immigration, global warming

Data & Demographics

History & Biography
WWII, Civil War, presidents, world history

Hobbies & Interests
books, auto repair, gardening

Homework Help
encyclopedias, magazines, test prep, writing help,

Images & Art
CAMIO, museum images, paintings, sculptures

Journals, Magazines, & Newspapers

What Is Available on NC LIVE? (As of January 2015)

ABC-CLIO E-book Collection
ABI/INFORM Complete
 AccessScience
African-American Poetry
 American Poetry
American Slavery: A Composite Autobiography
 Archive Grid
ArticleFirst
 ArtNC
Bills from the NC General Assembly
 Business Link North Carolina
CAMIO
 Canadian Busines & Current Affairs Complete
 (CBCA)
Canadian Newsstand Complete
 Centers for Disease Control and Prevention (CDC)
**Centros para el Control y Prevención de
 Enfermedades**
 ClasePeriodica
CQ Researcher Online
 CQ Weekly
Crime in North Carolina (Uniform Crime Report)
 Criminal Justice Periodicals
 DigitalNC
eBooks on EBSCOhost
 ebrary Academic and Public Library Complete
Economic Development Information System
 English Poetry
Faber Poetry Library
 Films on Demand Video Collection
Gale Virtual Reference Library
 Go Ask Alice
Government Employee Telephone Directory
 GPO
HealthFinder
 HealthFinder en Español
HeritageQuest
 HIV InSite
Home Grown eBooks Collection
 Hoover's Company Profiles
Infotrac Newsstand
 Job Openings
KidsHealth
 Lab Tests Online
LawHelpNC
 LearningExpress Library
Literature Resource Center
 MayoClinic.com
MedlinePlus
 MedlinePlus Drugs & Supplements
Merck Manual Home Edition
 Morningstar Investment Research Center
MyiLibrary
 National Cancer Institute
**National Center for Complementary and
 Alternative Medicine**
 National Institute of Mental Health
Natural Standard
 NC ECHO
NC Health Info
 NC LIVE Video Collection
NC Public Schools Statistical Profile
 NCPedia
New York Times
 NIH Senior Health
North American Women's Letters and Diaries
 North Carolina Agricultural Statistics Service
North Carolina Curriculum
 North Carolina Driver's Manual
North Carolina Education Directory
 North Carolina General Assembly
North Carolina Homepage
 North Carolina Periodicals Index
North Carolina Public Health
 North Carolina State Government Publications
 Collection
OAIster
 Occupational Outlook Handbook
One Click Audio
 One Click Ebooks
Open Library
 Oxford Reference Online Premium
Pharmaceutical News Index
 Pronunciator
ProQuest Accounting & Tax Database
 ProQuest Asian Business and Reference
ProQuest Banking Information Source
 ProQuest Biology Journals
ProQuest Career & Technical Education
 ProQuest Central
ProQuest Computing
 ProQuest Education Journals
ProQuest Entrepreneurship
 ProQuest Environmental Science Package
ProQuest European Business
 ProQuest Family Health
ProQuest Health & Medical Complete
 ProQuest Health Management
ProQuest Military
 ProQuest Newsstand
ProQuest Nursing & Allied Health Source
 ProQuest Political Science
ProQuest Psychology Journals
 ProQuest Religion
ProQuest Research Library
 ProQuest Science Journals

ProQuest Social Science Journals

ProQuest Sociology

ProQuest Telecommunications

PubMed

ReferenceUSA

Regional Accounts Data – Local Area Personal

Income

Sanborn Maps North Carolina

Science in Context

SimplyMap

SIRS Knowledge Source Package

Snapshots Series (market reports set)

State Center for Health Statistics

State Data Center

State Demographics

Statistical Abstract of the United States

Tax Forms via NC Department of Revenue

Teaching Positions in North Carolina

TOPICsearch

Twentieth Century African-American Poetry

Twentieth Century American Poetry

Twentieth Century English Poetry

Wall Street Journal

Women's Health

WorldCat

How to Access NC LIVE

To access NC LIVE, visit www.nclive.org. You will be able to browse through the lists of available resources without having to sign in with your library card.

If you click on an NC LIVE resource, you will be taken to a log-in screen. First, you will be prompted to select your library:

The screenshot shows the NC LIVE website header with the logo and tagline "It's a library at your fingertips." Navigation links include "Browse", "Search", and "Need Help?". A "Questions? Chat Now!" button is powered by "NCKnows". The main content area is titled "Login" and contains "Step 1: Please choose your library". It features a "Library Name:" label, a dropdown menu with "Please select your library" and "Choose your Library" below it, and a "Next" button. A link for "NC Trust Pilot participants please click here for federated login" is at the bottom.

If you have a Durham County Library card, select Durham County. If you have Carrboro Cybrary card, then select Orange County. If you have a Chapel Hill Library card, choose Chapel Hill Public Library. Then click “Next.” This will take you to a page where you need to enter your library card number. After doing this and clicking “Login,” you should be able to access the resource.

The screenshot shows the NC LIVE website header and navigation. The main content area is titled "Login" and contains "Step 2: Please enter your library card number". It includes a note: "Accessing some NC LIVE resources requires a library card number. If you have any questions regarding your access to NC LIVE, please contact Hyconeechee Regional Library using the information below." Below this is a "Library Card Number:" label and an input field. A "Login" button is at the bottom. A link for "NC Trust Pilot participants please click here for federated login" is also present.

Depending on the library card required resource you select, you might see something like the following screen. Just enter your library card number and click the “Proceed” or “Submit” button!



Navigating NC LIVE

The NC LIVE homepage is the best way to access *all* of the resources available through this great service. Though the library website links to some of the more commonly used resources, the NC LIVE homepage provides a much larger variety of resources at your fingertips. Let's take a look at how we can find resources from the NC LIVE homepage.

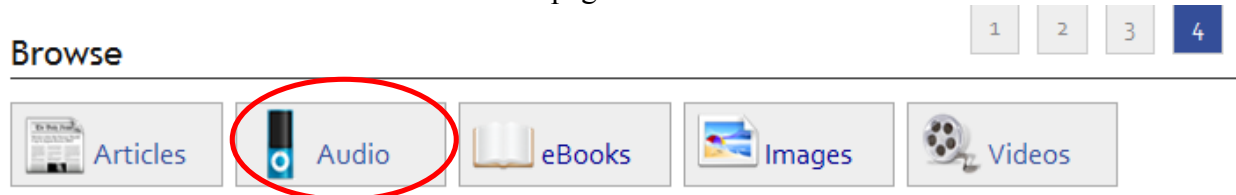
The screenshot shows the NC LIVE homepage with several callout boxes and red circles highlighting key features:

- Questions? Chat Now!**: A callout box pointing to a chat button labeled 'Questions? Chat Now! powered by NCKnows'.
- You can search by subject, database name, or title here.**: A callout box pointing to the search bar.
- Browse by type of resource by clicking on these icons.**: A callout box pointing to the 'Browse' section which contains icons for Articles, Audio, eBooks, Images, and Videos.
- Looking for a particular magazine? Click here to see what resources include that magazine or newspaper!**: A callout box pointing to a link that says 'Click here to find a journal, magazine, or newspaper by title'.
- Browse by categories by clicking on these links.**: A callout box pointing to various category links such as 'Books & Literature', 'History & Biography', 'Business & Management', 'Career, Jobs & Test Preparation', 'Hobbies & Interests', and 'NC LIVE News'.

AUDIOBOOKS

One of the newest resources available on NC LIVE allows you to check out and download audiobooks from the comfort of home!

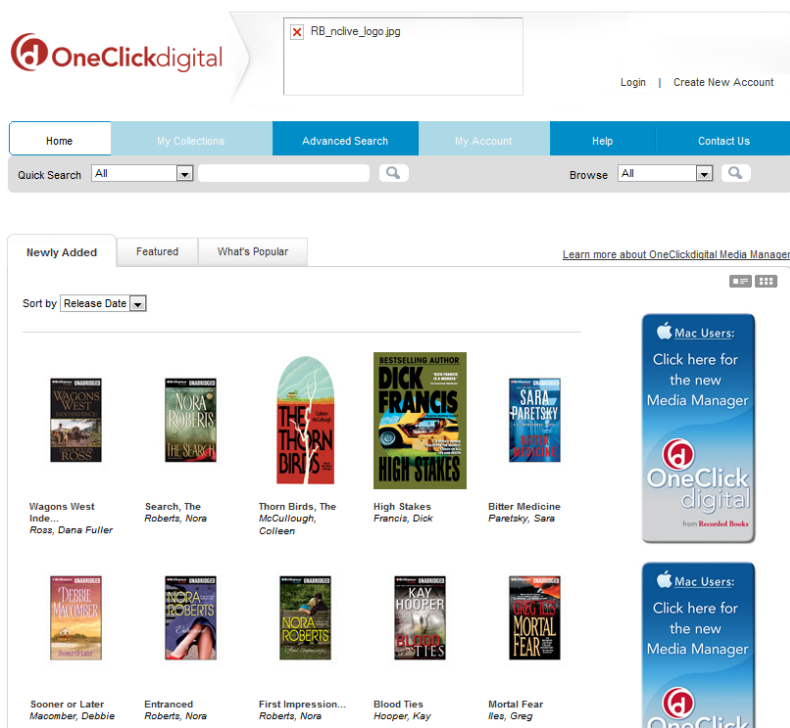
You can access it from the NC LIVE homepage:



OneClick Digital

The service that provides audiobooks for checkout online through NC LIVE is called OneClick Digital. You can listen to audiobooks that you download from OneClick Digital on your PC or Mac, iPod, iPhone, iPad, Zen Digital Media Player, Sandisk MP3 player, or Sony Walkman. You can also listen to audiobooks on most MP3 or WMA players, but they are not explicitly supported by the OneClick Digital Media Manager (the program that will help transfer your audiobooks to your device).

When you click on a link to the OneClick Digital website, you'll see this page:



From here, you can see the newest audiobooks, perform a search for specific audiobooks, create an account, and download the OneClick Digital Media Manager, which will allow you to check out and download books onto your computer.

If you click on a title, you'll be taken to a page with more information about the book:

The Details tab will give you general info, the Summary tab will tell you about the book's content, and the Chapters tab displays the length in minutes of each chapter.

Girl Who Played with Fire, The

Details Summary Chapters

Recorded Books

Checkout for 7 days

Add to Wishlist

Checkout Now!

WIN DOWNLOAD
OneClickdigital
MediaManager

[Learn more about OneClick Digital Media Manager](#)

Ratings ★★★★★
5 Ratings

SHARE

Under the image of the book cover, a list of platforms that this audiobook will play on is shown (in this case, both Windows and Apple are supported).

At the bottom of the page, you can see how other patrons have rated this audiobook, out of five stars.

If an audiobook is available for check-out, there will be a dropdown menu and two buttons on the right side of the screen. You can select the amount of time you would like to check out the book for (7 days or less), then checkout the audiobook. If you'd like to save the book for later, click on "Add to Wishlist."

Checkout for 7 days

Add to Wishlist


Checkout Now!

If the book is currently checked out by someone else, the dropdown menu and the "Checkout Now!" button will not appear. The only option you will have is "Add to Wishlist"—this is the same as placing a hold, and you will receive an e-mail when the title is available to be checked out again. It will automatically be checked out to you at that point.


In order to check out an audiobook, you'll need to create an account and download the OneClick Digital Media Manager. The first time you click "Checkout Now!" you will be prompted to create an account—choose a username and password that you'll remember. Then, you will be taken to a page to download and install the Media Manager, which will allow you to download audiobooks now and in the future.

Download OneClick Digital Media Manager


Titles Play On



WIN DOWNLOAD




MAC DOWNLOAD



OneClickdigital Media Manager - Easily download and transfer your digital content, with One Click

OneClickdigital Media Manager is a free program that handles the downloading and transferring of all your favorite audio titles to your portable listening device. It also works as a fully functional player if you want to listen to the audiobook on your computer. It's as easy as One Click to download and transfer books using OneClickdigital Media Manager.



Windows Hardware

- 200 MB of free disk space
- 512 MB of RAM

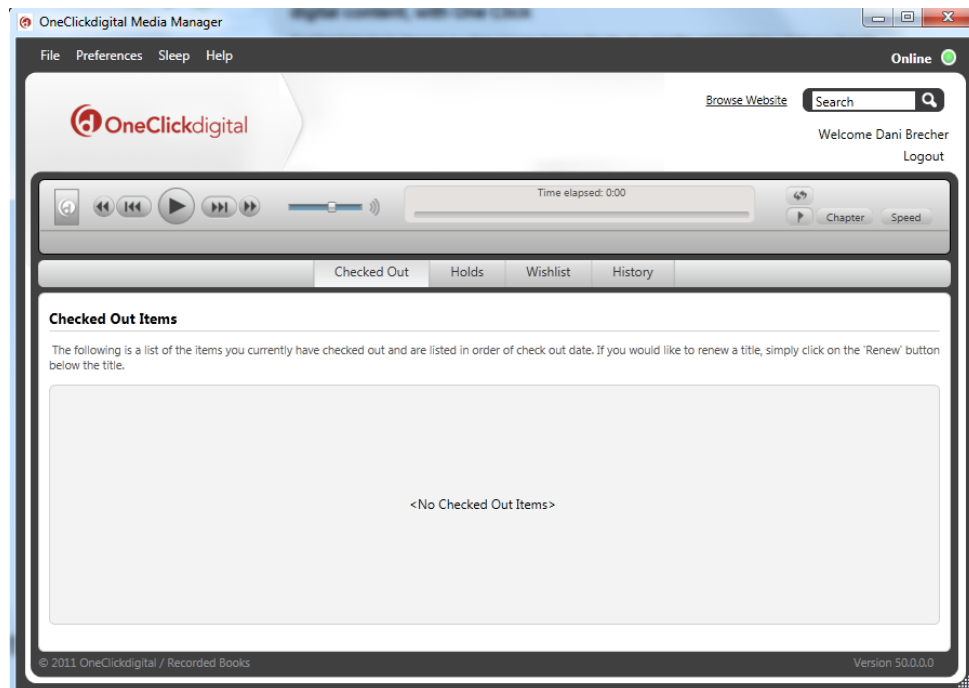
Prerequisites

- Windows Installer 3.1
- Microsoft .NET Framework 4 (x86 and x64)
- Windows Media Player 10 QA

Follow the on-screen prompts to install the Media Manager on your computer.

The first time you open the program, you will need to log-in with your account information and choose your library.

The interface for the program will look something like this:



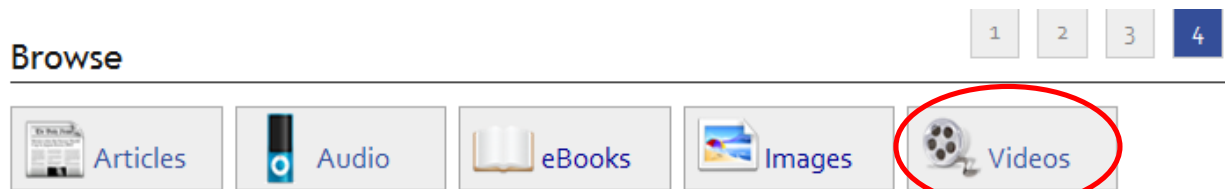
You can see all your checked out items from your home screen, which will also allow you to renew your audiobooks with one click. You can listen to the audiobooks right here, through the Media Manager on your computer, or transfer the items to a media device. If you are using an Apple product, you will do this through iTunes (it will automatically open alongside the Media Manager); if you are using another type of audio device, you can transfer directly from the Media Manager.

If you get stuck, OneClick Digital also offers a great set of video tutorials on how to get started downloading and listening to audiobooks!

VIDEOS

PBS Video Collection

NC LIVE also recently bought access to the PBS video collection, which means that you can stream a wide-variety of PBS programs and North Carolina videos on your home computer! To start, click on the Videos icon.



NC live.org It's a library at your fingertips. Video Collection

Titles Subjects Series Search: Search

Class Divided

One day in 1968, Jane Elliott, a teacher in a small, all-white Iowa town, divided her third-grade class into blue-eyed and brown-eyed groups and gave them a daring lesson in discrimination. This is the story of that lesson, its lasting impact on the children, and its enduring power thirty years later.

FRONTLINE

1 2 3 4

Title List

Browse all titles

Browse titles with closed-captions

Categories

- American History
- The Arts
- Biography
- Current Issues
- Education
- Health & Medicine
- North Carolina
- Science
- World History

Series

- AMERICAN EXPERIENCE
- AMERICAN MASTERS
- art21
- CYBERCHASE
- EMPIRES
- EYES ON THE PRIZE: AMERICAN CIVIL RIGHTS MOVEMENT 1954-1968
- FRONTLINE
- KEN BURNS
- MASTERS OF DECEIT
- MASTERS OF DISGUISE
- NOVA
- Wilkes County, N.C. Oral History Documentaries
- SCIENTIFIC AMERICAN FRONTIERS
- State Archives of North Carolina

A few of the programs available to watch include: *Masterpiece Theater*, *Frontline*, a variety of Ken Burns films, *NOVA*, and *American Experience*.

You can look for specific series and shows that you know you want to watch, browse by category or genre, or look for only shows that offer closed-captioning.

HEALTH RESOURCES

Medline Plus

Medline Plus is a great website put out by the U.S. National Library of Medicine and the National Institutes of Health (NIH) to provide reliable and understandable health information to the general population.

A few of the great features available on Medline Plus include:

Tutorials on understanding medical words and other topics

The *Merriam-Webster Medical Dictionary*

News articles on recent health breakthroughs and developments

Comprehensive articles on a wide variety of health conditions (browse by name or part of the body affected)

Information about medical drugs, herbal supplements, and therapies



ProQuest Family Health

ProQuest Family Health provides a way for you to search through many trusted health publications to find particular articles that are of interest to you. ProQuest Family Health covers an enormous range of subjects of value in the public library context - from sports injuries to women's health, from food and nutrition to midwifery, from eye care to dentistry. It includes important general medical journals such as *The Lancet* and *The New England Journal of Medicine* as well as a strong selection of consumer and news magazines.

Other titles include:

- *Men's Health*
- *Exceptional Children*
- *Diabetes*
- *Journal of Health and Social Behavior*
- *Journal of Youth and Adolescence*
- *Women's Health Weekly*
- *Pediatrics for Parents*
- *Occupational Health*

Searching: 1 database | 0 Recent searches | 0 Selected items | My Research | Exit

< All databases | Health & Medicine databases | Preferences | English | Help

ProQuest Family Health

Basic Search | Advanced | Publications | About

Advanced Search

Look Up Citation | Command Line

Thesaurus | Field codes | Search tips

AND | in Anywhere

AND | in Anywhere

AND | in Anywhere

Add a row | Remove a row

Search | Clear form

Search options

Limit to: Full text Peer reviewed

Publication date: All dates

Show less

Subject heading (all): Look up Subject headings (all)

Location: Look up Locations

Source type:

Select all

- Audio & Video Works
- Books
- Magazines
- Newspapers
- Other Sources
- Reports
- Scholarly Journals

Document type:

Select all

- Advertisement
- Annual Report
- Article

Search subject areas

Use search forms customized for each subject.

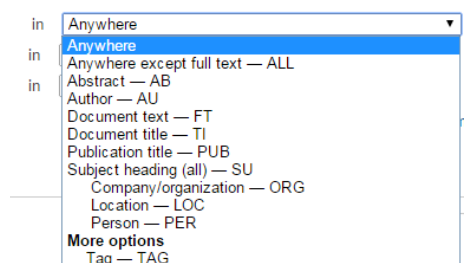
- The Arts
- Business
- Dissertations & Theses
- Health & Medicine
- History
- Literature & Language
- News & Newspapers

Boolean operators

Click on the dropdown arrows to see more options

Your screen will look like the image above, on page 13. This search in particular is an Advanced Search, and it will allow you to use more specific search methods in order to retrieve more relevant and useful results. To perform an advanced search, you can use as little or as much information as you like. Be aware that the more specific you are, the more specific your results will be. Steps to do an advanced search:

1. Type a word or phrase into the first search box
2. Specify where you would like the database to search for that word or phrase by clicking on the dropdown arrow in the box to the right of where you just typed. If you would like your word or phrase to be searched for in all parts of the articles/results, leave it set to anywhere. However, if you'd like to search in specific elements of the results, you can. Here are the options:



For example, if you are searching for articles written by a particular author, then you wouldn't necessarily want the database to pull articles that had your author's name in them. You would want to select the Author—AU option so that you will only get results whose author is the name you have searched.

3. This step is optional, but you can make your search even more specific by using Boolean operators. Look at the second line of your search options. It should begin with a box that has a dropdown arrow and reads AND. If you click on that box, you will get the option to change the AND to OR or NOT. For example, if you want to search for skin diseases, but you are not interested in results on psoriasis, you can type "skin diseases" in the first line, then choose the NOT operator and type "psoriasis" for the second line. This will ensure that you do not have results about psoriasis.
4. You can add as many additional search lines as you feel are necessary—but don't get *too* specific. You could miss helpful results that way.
5. You are now ready to perform your search, or you can specify more search options in the bottom section of the page.
6. One option is publication date (not a specific date, but this is good if you do/don't want results from a particular time period, or if you want only recent results).
7. Other options are available, and they include subject heading, location, document type, document feature, language, and how you would like your search results sorted. If they're sorted by "Relevance," this means that the articles that match the most of your search criteria will be displayed first.

You also have the option to do a Basic Search. If you click on the "Basic Search" linked text at the top of your page, you will then be able to perform simple keyword searches. (Kind of like doing a Google search).

NEWSPAPER ARTICLES

InfoTrac Newsstand

“This innovative full-text newspaper resource allows users to search articles instantly by title, headline, date, author, newspaper section or other fields, eliminating random searching through newspaper archives. InfoTrac Newsstand provides access to more than 1,100 major U.S. regional, national and local newspapers as well as leading titles from around the world. It also includes thousands of images, radio and TV broadcasts and transcripts.”

InfoTrac Newsstand’s home page has a basic search box on it. You can use this simple search, or you can choose the advanced search option to do perform searches similar to the process we detailed on page 14 of this handout.

Additionally, the home page links to popular searches and popular articles in case you are just browsing.

CENGAGE Learning

INFOTRAC® Newsstand

HOME PAGE | SUBJECT GUIDE SEARCH | PUBLICATION SEARCH | **ADVANCED SEARCH** | TOPIC FINDER | HIGHLIGHTED ARTICLES

Keyword | Subject | Publication Title | Entire Document

Search for Articles...

to documents with full text to documents with images

Popular Articles

- [Gay-marriage foes scramble after court setbacks Federal rulings are strikin...](#)
- [Arctic warming may be driving long winter: Controversial theory suggests we...](#)
- [A Mad Dash for Salt Rescues Olympic Slopes](#)
- [In the Debate Over Health Care, 'Real People' Become Human Volleyballs](#)
- [UN commission of inquiry likely to condemn North Korea on human rights](#)

Popular Searches

- [Affordable Care Act](#)
- [Gay Marriage](#)
- [North Korea](#)
- [Polar Vortex](#)
- [Sochi Winter Olympics](#)

[Bookmark this Page](#)

What is Infotrac Newsstand?

InfoTrac Newsstand provides access to full-text newspapers and allows users to search articles instantly by title, headline, date, newspaper section, or other fields. The database offers a one-stop source for current news and searchable archives.

Currently Searching

InfoTrac Newsstand contains **149,816,905** articles updated as recently as February 5, 2015. All articles have been published between 1980 and 2015.

[About Infotrac Newsstand](#) | [Contact Us](#) | [Copyright](#) | [Terms of Use](#) | [Privacy Policy](#)

LANGUAGE LEARNING

Pronunciator

“Pronunciator is a fun and free way to learn any of 80 languages.” You can use your computer browser to follow the modules, or you can download an app to your mobile device.

The first time you use Pronunciator, you’ll need to register your email address. You’ll then receive a confirmation email containing instructions on how to log in. Once you’ve logged in, you’re ready to get started!



Pronunciator is a fun and free way to learn any of [80 languages](#).

Learn right in your browser, and get our app for your mobile device!

Welcome back!

STUDENT NAME

Student name

PASSWORD

[Forgot?](#)

Password

ENTRY CODE

Optional: Use only for a Custom Course

Log in

First time here?

EMAIL ADDRESS

Just your Email address to register

Please register with your email address to receive a Pronunciator username and password.

FULL NAME

Optional: Appears on your course certificates.

Register

Pronunciator allows you to choose the language you speak, and the language you want to learn.



Below is an example of what options you have once you have chosen a language—you can choose a flexible “Main Course,” or you can choose specific learning guides dependent upon your skill level.

COURSES

Spanish (Latin America)

COURSES

Welcome to Pronunciator's Latin American Spanish Courses!

Start your language journey by selecting an option from the course menu on the right.

If you're an Independent learner, then the Main Course is right for you, with its flexible organization and fun extras like movies, music and more.

But if you prefer a more structured approach, then select one of the multi-week Learning Guides.

You can also jump into the Main Course and learn with Postcards, which are guided and don't require a microphone.

Consult the Grammar Reference as needed to master grammatical rules and nuances.

Main Course

- Spanish (Latin America) (Main course)

Learning Guides and More

- Spanish Grammar Reference
- Early Learners: 3-6 Years Old
- Young Learners: 7-12 Years Old
- 8-Week Travel Prep
- Beginner Course 1
- Beginner Course 2
- High Beginner Course 1

GENEALOGY RESOURCES

HeritageQuest

For those working on researching genealogy, HeritageQuest provides access to old Census records, books on local history around the U.S., and a variety of digitized records, including the Freedman's Bank and Revolutionary War records.

HERITAGE QUEST[™] ONLINE

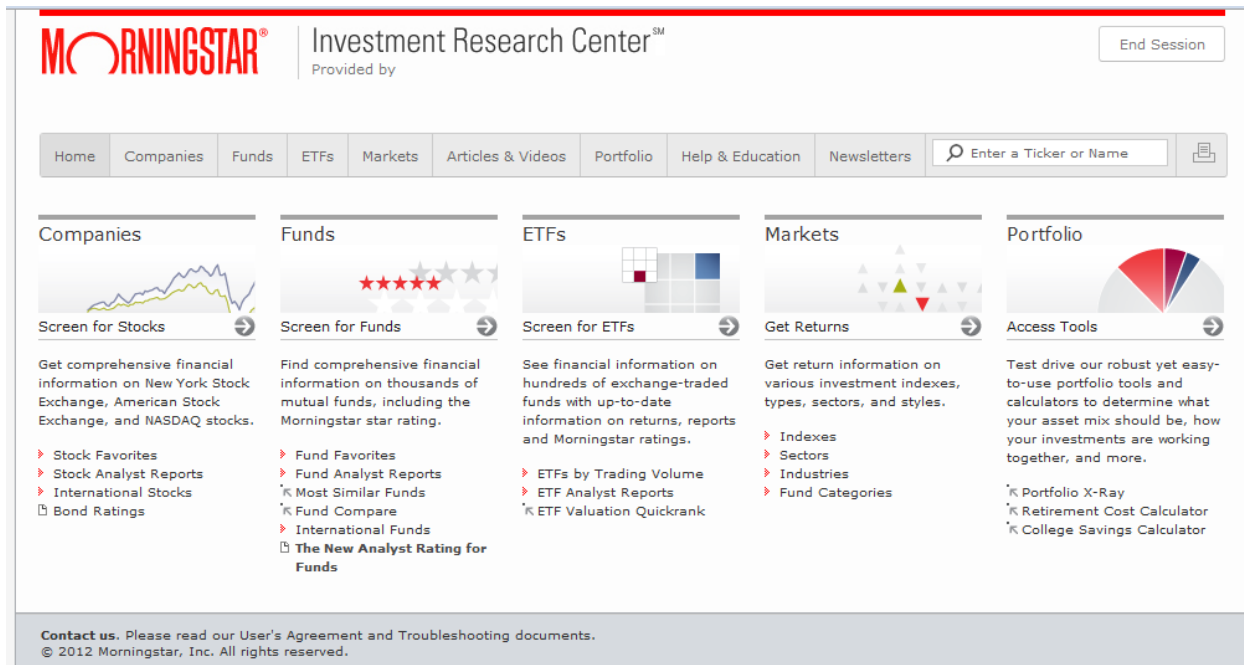
- ▶ **Search Census** Find ancestors in the complete set of U.S. Federal Census images from 1790-1930, including name indexes for many years.
- ▶ **Search Books** Find information on people and places described in over 28,000 family and local histories.
- ▶ **Search PERSI[™]** Find information about people and places from this index of over 2.3 million genealogy and local history articles.
- ▶ **Search Revolutionary War** Search selected records from the Revolutionary War Era Pension & Bounty-Land Warrant Application Files.
- ▶ **Search Freedman's Bank** Search for individuals in Freedman's Bank (1865-1874), which was founded to serve African Americans.
- ▶ **Search U.S. Serial Set** Search the Memorials, Petitions, and Private Relief Actions of the U.S. Congress in the LexisNexis[®] U.S. Serial Set.

You can search by name, year, or geographical area for genealogical records.

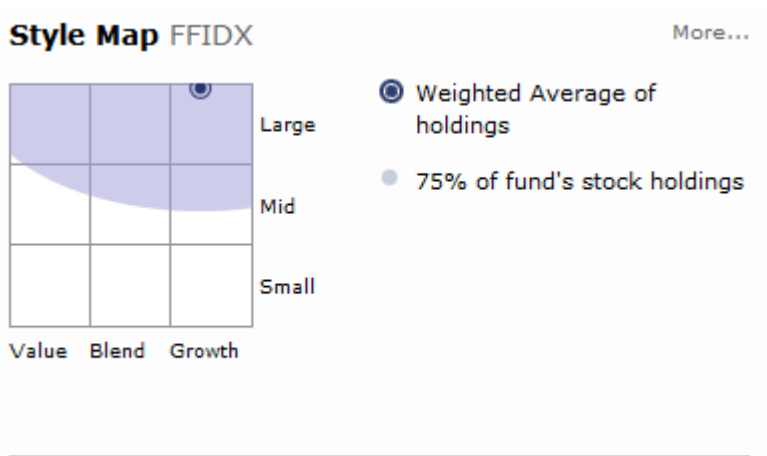
BUSINESS RESOURCES

Morningstar Investment Research Center

Another great resource for investors is the Morningstar Investment Research Center. Morningstar rates stocks, bonds, and mutual funds.



Morningstar is also famous for its box chart of mutual fund information:



It is considered the industry standard for visualizing mutual fund growth and potential.

EDUCATION RESOURCES

Learning Express Library

Online test prep materials and study guides are available on NC LIVE through the Learning Express Library. A mix of eBooks and interactive online tools can help you prepare for the SAT, ACT, GRE, and other standardized tests.

The screenshot shows the LearningExpressLibrary website. At the top, it says "LearningExpressLibrary" and "Welcome to UNC-Chapel Hill!". There is a search bar and a "Login | Help" link. The main content area is titled "Welcome to LearningExpress Library!" and includes a lightbulb icon and the text "Get Started Now!". Below this, there are instructions: "Choose a Learning Center on the left to begin exploring..." and "Click [list icon] to browse the complete list of Learning Centers." and "Click [e icon] to browse the complete list of eBooks." There are also sections for "Returning User Login" and "New Users: Begin using LearningExpress Library now!". On the right side, there is a "News at LearningExpress Library" section with several bullet points: "All eBooks are now available in the Learning Centers!", "New Practice Tests Now Available for Careers in: Teaching and Medical Assisting.", "New Practice Tests Now Available for the Test of English for International Communication (TOEIC).", and "Many New eBooks Now Available, including titles to help prepare for careers in Civil Service, Education, Allied Healthcare, and more." Below this is a "What Do I Do Now?" section with links for "Help Center", "Guided Tour", "Learning Centers", and "eBooks". On the left side, there is a "Learning Centers" sidebar with categories: Elementary School, Middle School, High School, College Preparation, College Students, Popular Software Tutorials, GED Preparation, Workplace Skills Improvement, Occupation Practice Tests, Skill Building for Adults, U.S. Citizenship, and Recursos para Hispanohablantes. Each category has a "More info" link.

This is a great, free resource for materials that often are quite costly. Though the interface is a little old and clunky, the material contained within the site is current and useful. There are even tutorials for computer programs, ranging from Microsoft Word to Adobe Dreamweaver.

CQ Researcher

CQ Researcher provides reliable and balanced information on current, controversial issues from the *Congressional Quarterly* researchers.

The screenshot shows the CQ Researcher website interface. At the top, there's a blue header with the CQ Researcher logo and the tagline "Great research on today's issues starts right here." Below the header is a search bar and a navigation menu with options like "Browse Reports", "Your Profile", "Product Info", "Other Products", and "Take a Tour". The main content area is divided into several sections:

- FEATURED REPORT** (March 16, 2012): "Arts Education: Does arts training improve social and academic skills?" with a photo of a young girl in a colorful dress. Below the title, there's a summary and "THE ISSUES" section with bullet points: "Does arts education improve academic performance?", "Does No Child Left Behind harm arts education?", and "Should the arts be integrated into science and math education?". A "Read the Full Report" link is provided.
- DEBATE**: "Should the arts be integrated with science education?" with a "PRO" and "CON" section. The "PRO" side features Robert Root-Bernstein, MacArthur Fellow, Professor of Physiology at Michigan State University. The "CON" side features Alan Friedman, Consultant, museum development and science communication. Both sides have "Read more" links.
- IN THE NEWS**: Several news items, including "The Supreme Court on March 21 extended the constitutional right to legal assistance in cases of plea-bargain deals...", "The NFL suspended New Orleans Saints head coach Sean Payton for one year on March 21 for covering up a bounty program...", and "The Commerce Department said March 20 that it would impose tariffs on solar panels imported from China..."
- Social Media**: Facebook links to find the CQ Researcher on Facebook, a "Like" button, and a "Get our Facebook App now!" button.
- Footer**: A "CQ Researcher" logo and a link to "lagcclibrary" with a description: "Check out the new library database CQ Global Researcher goo.gl/fb/9e4vy".

The reports present pros and cons for each issue from experts on the issues. This is some of the same information that our lawmakers in Congress receive when they prepare to vote on controversial bills.

NOTE: Images and screen captures may differ from those seen on another system.



This work is licensed under a Creative Commons Attribution-NonCommercial 4.0 International License².