

Predictive Analysis of Text: Concepts, Features, and Instances

Jaime Arguello
jarguell@email.unc.edu

Predictive Analysis of Text

- **Objective:** developing and evaluating computer programs that automatically detect a particular concept in natural language text

Predictive Analysis

basic ingredients

1. **Training data:** a set of positive and negative examples of the concept we want to automatically recognize
2. **Representation:** a set of features that we believe are useful in recognizing the desired concept
3. **Learning algorithm:** a computer program that uses the training data to learn a predictive model of the concept

Predictive Analysis


basic ingredients

4. **Model:** a function that describes a predictive relationship between feature values and the presence of the concept
5. **Test data:** a set of previously unseen examples used to estimate the model's effectiveness
6. **Performance metrics:** a set of statistics used to measure the predictive effectiveness of the model


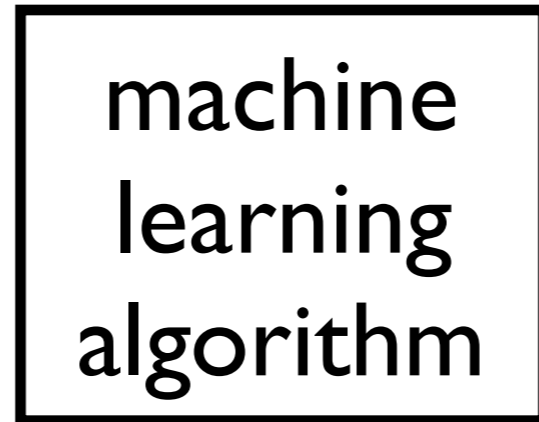

Predictive Analysis

training and testing


training






labeled examples



testing



new, unlabeled examples



predictions

Predictive Analysis

concept, instances, and features

features

concept

instances	color	size	# sides	equal sides	...	label
	red	big	3	no	...	yes
	green	big	3	yes	...	yes
	blue	small	inf	yes	...	no
	blue	small	4	yes	...	no
	⋮	⋮	⋮	⋮	⋮	⋮
	red	big	3	yes	...	yes


Predictive Analysis

training and testing


training

color	size	sides	equal sides	...	label
red	big	3	no	...	yes
green	big	3	yes	...	yes
blue	small	inf	yes	...	no
blue	small	4	yes	...	no
⋮	⋮	⋮	⋮	⋮	⋮
red	big	3	yes	...	yes

labeled examples



machine learning algorithm




model


testing

color	size	sides	equal sides	...	label
red	big	3	no	...	???
green	big	3	yes	...	???
blue	small	inf	yes	...	???
blue	small	4	yes	...	???
⋮	⋮	⋮	⋮	⋮	???
red	big	3	yes	...	???

new, unlabeled examples



model



color	size	sides	equal sides	...	label
red	big	3	no	...	yes
green	big	3	yes	...	yes
blue	small	inf	yes	...	no
blue	small	4	yes	...	no
⋮	⋮	⋮	⋮	⋮	⋮
red	big	3	yes	...	yes

predictions

Predictive Analysis

questions

- Is a particular concept appropriate for predictive analysis?
- What should the unit of analysis be?
- How should I divide the data into training and test sets?
- What is a good feature representation for a task?
- What type of learning algorithm should I use?
- How should I evaluate my model's performance?

Predictive Analysis

concepts

- Learning algorithms can recognize some concepts better than others
- What are some properties of concepts that are easier to recognize?

Predictive Analysis

concepts

- Option 1: can a human recognize the concept?

Predictive Analysis

concepts

- **Option 1:** can a human recognize the concept?
- **Option 2:** can two or more humans recognize the concept independently and do they agree?

Predictive Analysis

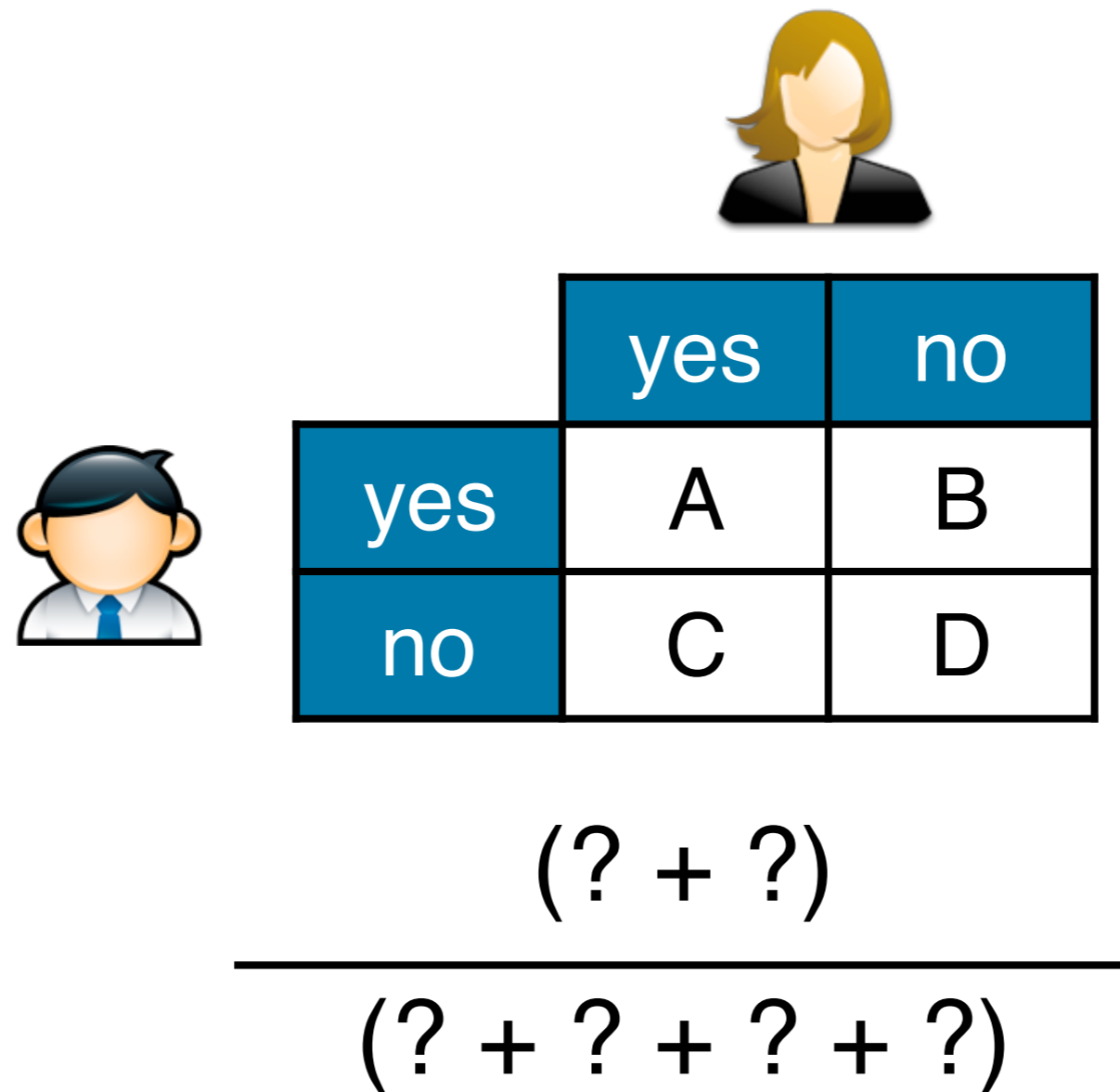
concepts

- Option 1: can a human recognize the concept?
- Option 2: can two or more humans recognize the concept independently and do they agree?
- Option 2 is better.
- In fact, models are sometimes evaluated as an independent assessor
- How does the model's performance compare to the performance of one assessor with respect to another?
 - ▶ One assessor produces the "ground truth" and the other produces the "predictions"

Predictive Analysis

measures agreement: percent agreement


- **Percent agreement:** percentage of instances for which both assessors agree that the concept occurs or does not occur




Predictive Analysis

measures agreement: percent agreement

- **Percent agreement:** percentage of instances for which both assessors agree that the concept occurs or does not occur




	yes	no
yes	A	B
no	C	D


$$\frac{(A + D)}{(A + B + C + D)}$$


Predictive Analysis

measures agreement: percent agreement

- **Percent agreement:** percentage of instances for which both assessors agree that the concept occurs or does not occur



	yes	no	
yes	5	5	10
no	15	75	90
	20	80	




% agreement = ???


Predictive Analysis

measures agreement: percent agreement

- **Percent agreement:** percentage of instances for which both assessors agree that the concept occurs or does not occur



	yes	no	
yes	5	5	10
no	15	75	90
	20	80	



$$\% \text{ agreement} = (5 + 75) / 100 = 80\%$$

Predictive Analysis


measures agreement: percent agreement

- **Problem:** percent agreement does not account for agreement due to random chance.
- How can we compute the expected agreement due to random chance?
 - **Option 1:** assume unbiased assessors
 - **Option 2:** assume biased assessors


Predictive Analysis

kappa agreement: chance-corrected % agreement

- Option 1: unbiased assessors




	yes	no	
yes	??	??	50
no	??	??	50
	50	50	




Predictive Analysis

kappa agreement: chance-corrected % agreement

- Option 1: unbiased assessors




	yes	no	
yes	25	25	50
no	25	25	50
	50	50	




Predictive Analysis

kappa agreement: chance-corrected % agreement

- Option 1: unbiased assessors



	yes	no	
yes	25	25	50
no	25	25	50
	50	50	




random chance % agreement = ???


Predictive Analysis

kappa agreement: chance-corrected % agreement

- Option 1: unbiased assessors



	yes	no	
yes	25	25	50
no	25	25	50
	50	50	



$$\text{random chance \% agreement} = (25 + 25)/100 \\ = 50\%$$

Predictive Analysis

kappa agreement: chance-corrected % agreement

- **Kappa agreement:** percent agreement after correcting for the expected agreement due to random chance


$$\mathcal{K} = \frac{P(a) - P(e)}{1 - P(e)}$$

- $P(a)$ = percent of observed agreement
- $P(e)$ = percent of agreement due to random chance



Predictive Analysis

kappa agreement: chance-corrected % agreement


- **Kappa agreement:** percent agreement after correcting for the expected agreement due to unbiased chance



	yes	no	
yes	5	5	10
no	15	75	90
	20	80	



	yes	no	
yes	25	25	50
no	25	25	50
	50	50	



$$P(a) = \frac{5+75}{100} = 0.80$$


$$P(e) = \frac{25+25}{100} = 0.50$$

$$\mathcal{K} = \frac{P(a) - P(e)}{1 - P(e)} = \frac{0.80 - 0.50}{1 - 0.50} = 0.60$$


Predictive Analysis

kappa agreement: chance-corrected % agreement

- Option 2: biased assessors



	yes	no	
yes	5	5	10
no	15	75	90
	20	80	



biased chance % agreement = ???

Predictive Analysis

kappa agreement: chance-corrected % agreement

- **Kappa agreement:** percent agreement after correcting for the expected agreement due to biased chance

	yes	no	
yes	5	5	10
no	15	75	90
	20	80	

$$P(a) = \frac{5+75}{100} = 0.80 \quad P(e) = \left(\frac{10}{100} \times \frac{20}{100} \right) + \left(\frac{90}{100} \times \frac{80}{100} \right) = 0.74$$

$$\mathcal{K} = \frac{P(a) - P(e)}{1 - P(e)} = \frac{0.80 - 0.74}{1 - 0.74} = 0.23$$

Predictive Analysis

data annotation process

- **INPUT:** unlabeled data, annotators, coding manual
- **OUTPUT:** labeled data
 1. using the latest coding manual, have all annotators label some previously unseen portion of the data (~10%)
 2. measure inter-annotator agreement (Kappa)
 3. **IF** agreement $< X$, **THEN:**
 - ▶ refine coding manual using disagreements to resolve inconsistencies and clarify definitions
 - ▶ return to 1**ELSE**
 - ▶ have annotators label the remainder of the data

Predictive Analysis

data annotation process

- What is good (Kappa) agreement?
- It depends on who you ask
- According to Landis and Koch, 1977:
 - ▶ 0.81 - 1.00: almost perfect
 - ▶ 0.61 - 0.70: substantial
 - ▶ 0.41 - 0.60: moderate
 - ▶ 0.21 - 0.40: fair
 - ▶ 0.00 - 0.20: slight
 - ▶ < 0.00 : no agreement

Predictive Analysis

data annotation process

- **Question:** requests information about the course content
- **Answer:** contributes information in response to a question
- **Issue:** expresses a problem with the course management
- **Issue Resolution:** attempts to resolve a previously raised issue
- **Positive Ack:** positive sentiment about a previous post
- **Negative Ack:** negative sentiment about a previous post
- **Other:** serves a different purpose

Predictive Analysis

data annotation process

	MTurk Workers	MV and Expert
	κ_f	κ_c
Question	0.569	0.893
Answer	0.414	0.790
Issue	0.421	0.669
Issue Resolution	0.286	0.635
Positive Ack.	0.423	0.768
Negative Ack.	0.232	0.633
Other	0.337	0.625

Predictive Analysis

questions

- Is a particular concept appropriate for predictive analysis?
- What should the unit of analysis be?
- What is a good feature representation for this task?
- How should I divide the data into training and test sets?
- What type of learning algorithm should I use?
- How should I evaluate my model's performance?

Predictive Analysis

turning data into (training and test) instances

- For many text-mining applications, turning the data into instances for training and testing is fairly straightforward
- **Easy case:** instances are self-contained, independent units of analysis
 - ▶ **topic categorization:** instances = documents
 - ▶ **opinion mining:** instances = product reviews
 - ▶ **bias detection:** instances = political blog posts
 - ▶ **emotion detection:** instances = support group posts

Topic Categorization

predicting health-related documents

features

concept

instances	w_1	w_2	w_3	...	w_n	label
	1	1	0	...	0	health
	0	0	0	...	0	other
	0	0	0	...	0	other
	0	1	0	...	1	other
	⋮	⋮	⋮	...	0	⋮
	1	0	0	...	1	health

Opinion Mining

predicting positive/negative movie reviews

features

concept

instances	w_1	w_2	w_3	...	w_n	label
	1	1	0	...	0	positive
	0	0	0	...	0	negative
	0	0	0	...	0	negative
	0	1	0	...	1	negative
	⋮	⋮	⋮	...	0	⋮
	1	0	0	...	1	positive

Bias Detection

predicting liberal/conservative blog posts

features

concept

instances	w_1	w_2	w_3	...	w_n	label
	1	1	0	...	0	liberal
	0	0	0	...	0	conservative
	0	0	0	...	0	conservative
	0	1	0	...	1	conservative
	⋮	⋮	⋮	...	0	⋮
	1	0	0	...	1	liberal


Predictive Analysis

turning data into (training and test) instances

- *A not-so-easy case:* relational data
- The concept to be learned is influenced by characteristics of the instance AND the instance's context (characteristics of related instances)


Predictive Analysis

topic segmentation example



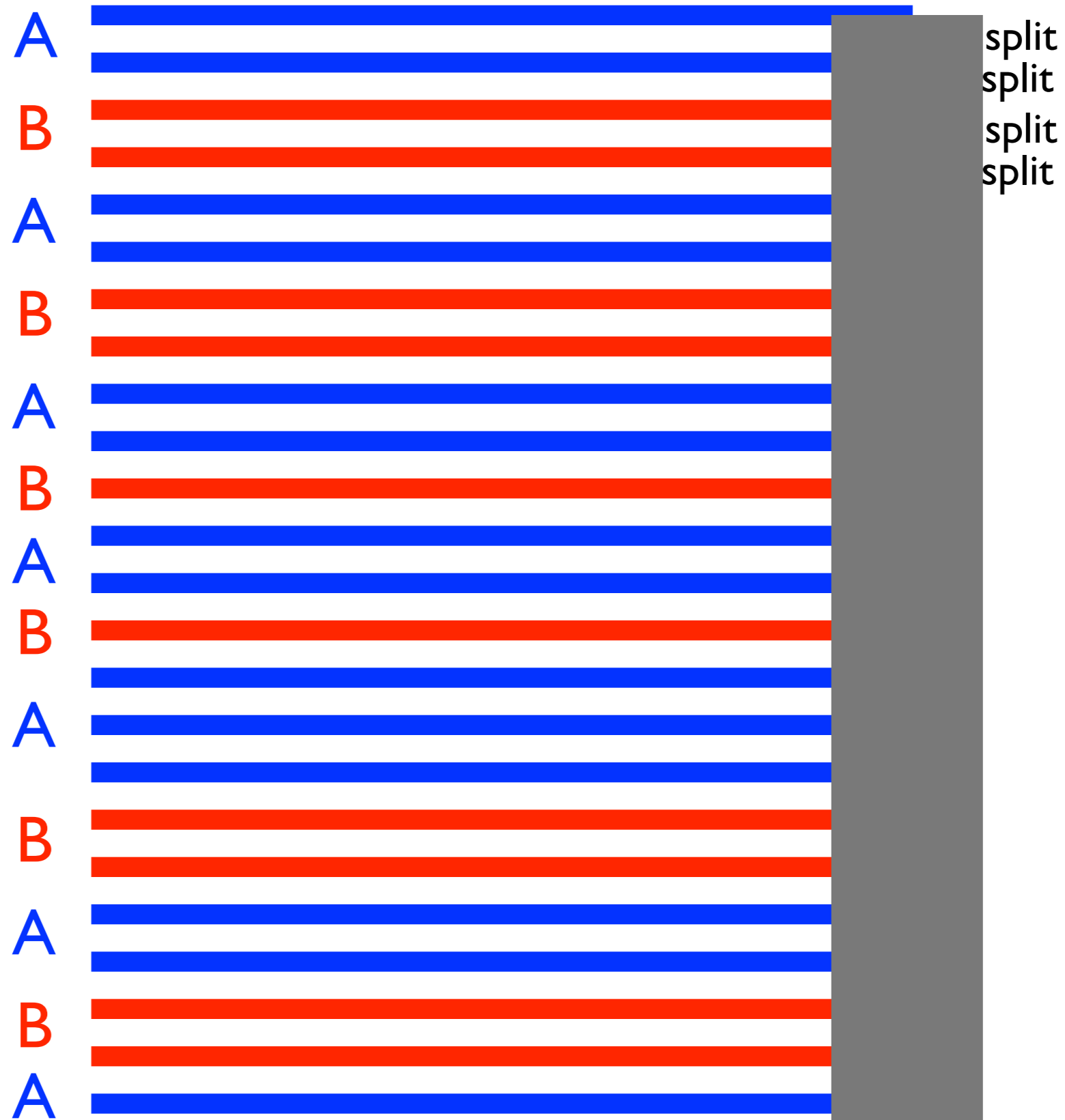
Predictive Analysis

topic segmentation example: instances



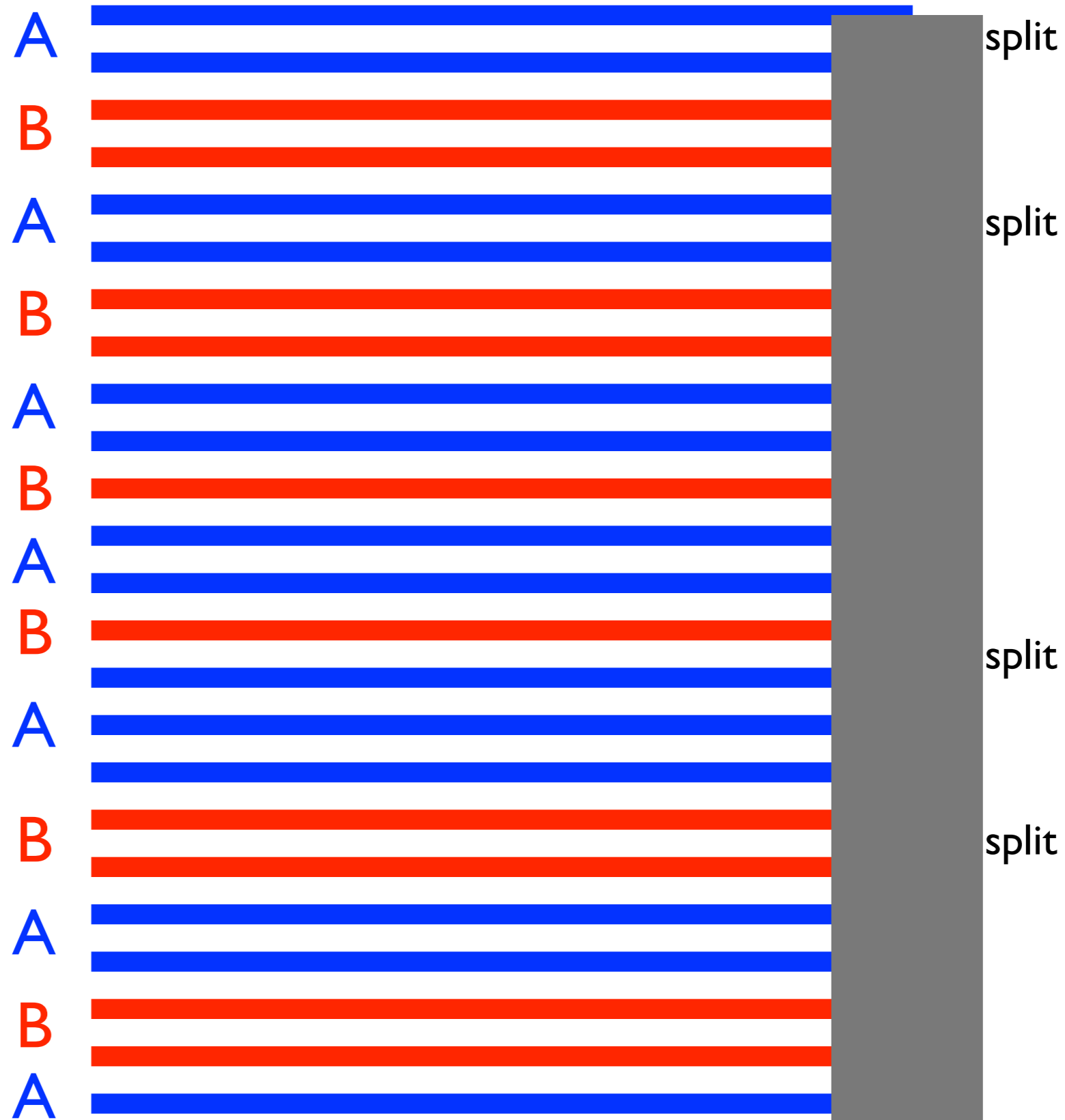
Predictive Analysis

topic segmentation example: independent instances?



Predictive Analysis

topic segmentation example: independent instances?



Predictive Analysis

questions

- Is a particular concept appropriate for predictive analysis?
- What should the unit of analysis be?
- How should I divide the data into training and test sets?
- What is a good feature representation for this task?
- What type of learning algorithm should I use?
- How should I evaluate my model's performance?

Predictive Analysis

training and test data

- We want our model to “learn” to recognize a concept
- So, what does it mean to learn?

Predictive Analysis

training and test data

- The machine learning definition of *learning*:

A machine *learns* with respect to a particular task T, performance metric P, and experience E, if the system improves its performance P at task T following experience E. -- Tom Mitchell

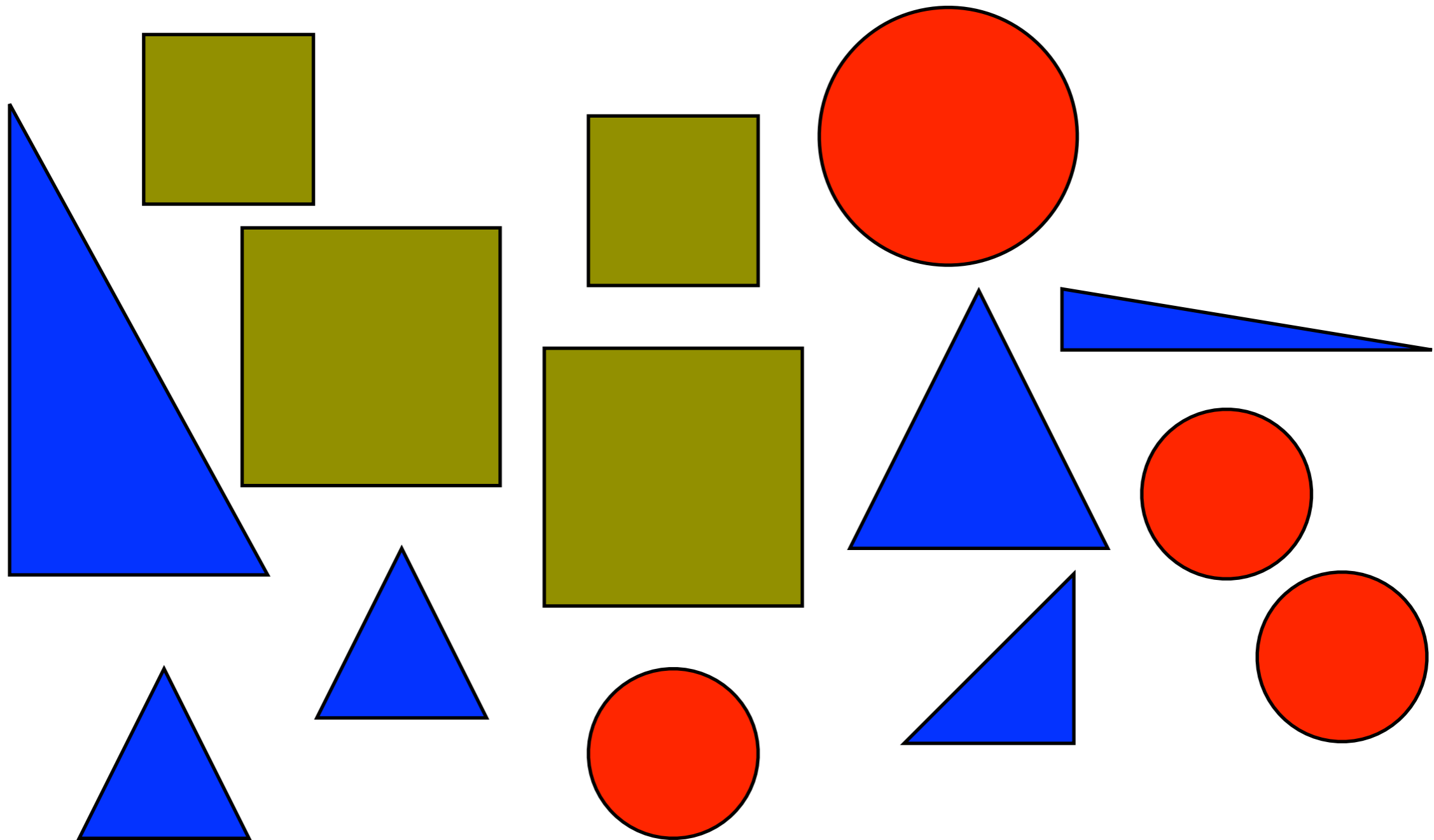
Predictive Analysis

training and test data

- We want our model to improve its generalization performance!
- That is, its performance on previously unseen data!
- **Generalize:** to derive or induce a general conception or principle from particulars. -- Merriam-Webster
- In order to test generalization performance, the training and test data cannot be the same.
- Why?

Training data + Representation

what could possibly go wrong?




Predictive Analysis

training and test data

- While we don't want to test on training data, models usually perform the best when the training and test set are derived from the same "probability distribution".
- What does that mean?

Predictive Analysis

training and test data



Data



Training Data




Test Data

positive instances
negative instances

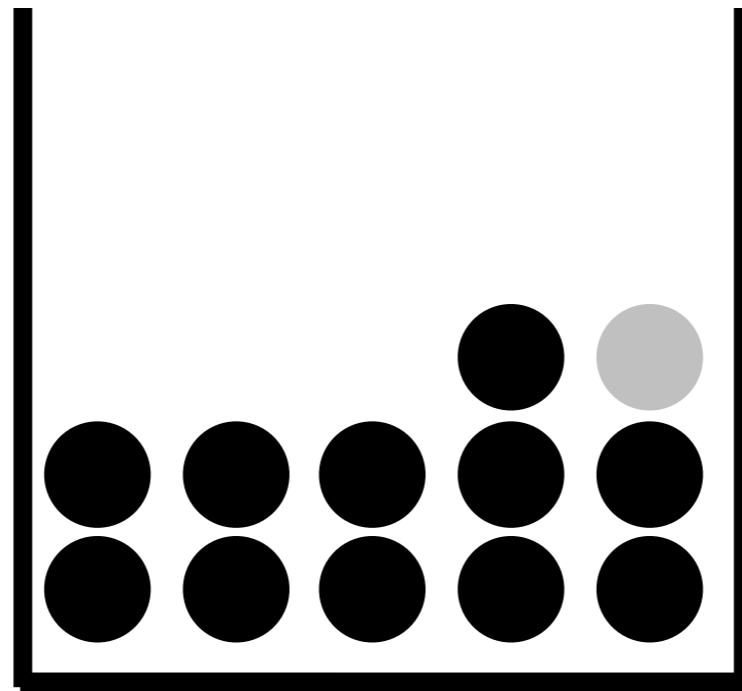
Predictive Analysis

training and test data


- Is this a good partitioning? Why or why not?



Data



Training Data




Test Data

positive instances
negative instances

Predictive Analysis

training and test data



Data



Training Data




Test Data

positive instances
negative instances

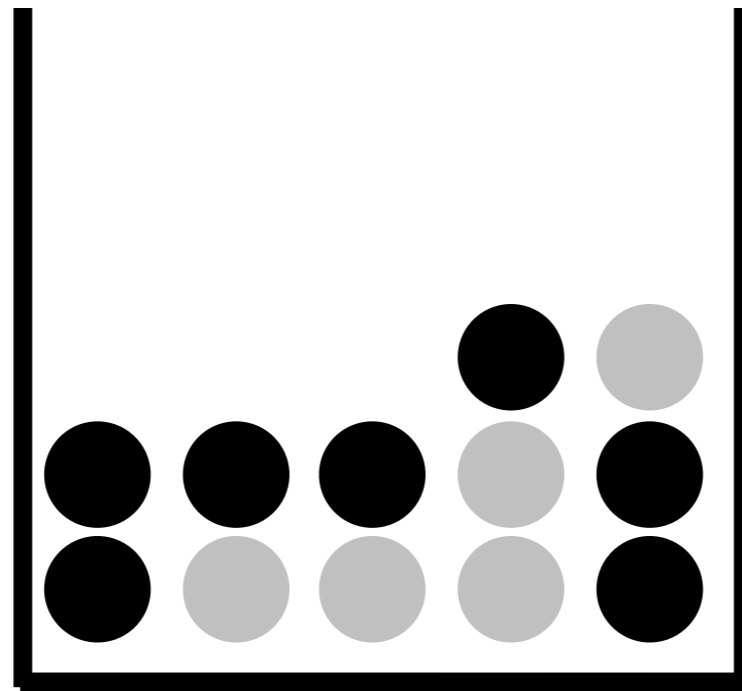
Predictive Analysis

training and test data

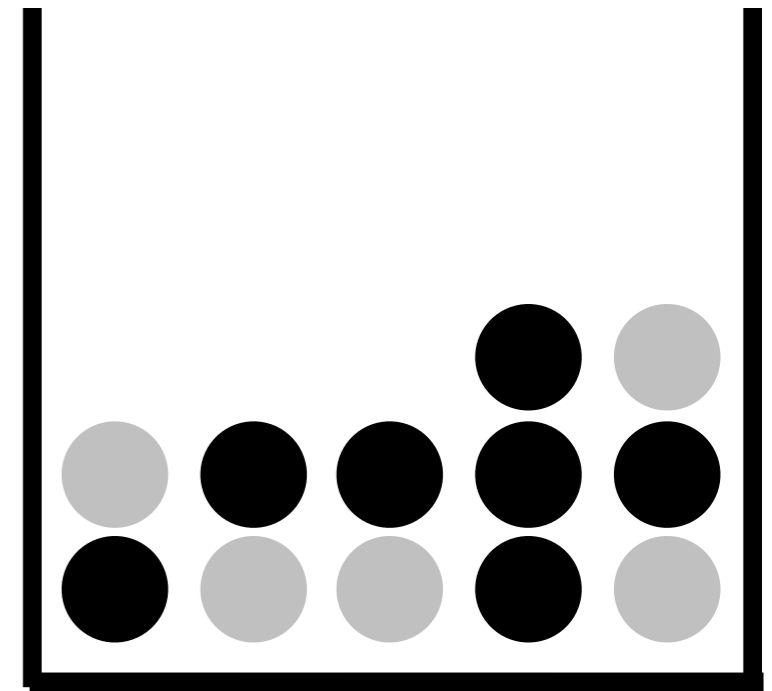
- On average, random sampling should produce comparable data for training and testing



Data



Training Data



Test Data

positive instances
negative instances

Predictive Analysis

training and test data

- Models usually perform the best when the training and test set have:
 - ▶ a similar proportion of positive and negative examples
 - ▶ a similar co-occurrence of feature-values and each target class value



Predictive Analysis

training and test data

- **Caution:** in some situations, partitioning the data randomly might inflate performance in an unrealistic way!
- How the data is split into training and test sets determines what we can claim about generalization performance
- The appropriate split between training and test sets is usually determined on a case-by-case basis

Predictive Analysis

discussion

- **Spam detection:** should the training and test sets contain email messages from the same sender, same recipient, and/or same timeframe?
- **Topic segmentation:** should the training and test sets contain potential boundaries from the same discourse?
- **Opinion mining for movie reviews:** should the training and test sets contain reviews for the same movie?
- **Sentiment analysis:** should the training and test sets contain blog posts from the same discussion thread?

Predictive Analysis

questions

- Is a particular concept appropriate for predictive analysis?
- What should the unit of analysis be?
- How should I divide the data into training and test sets?
- What type of learning algorithm should I use?
- What is a good feature representation for this task?
- How should I evaluate my model's performance?

Predictive Analysis

three types of classifiers

- Linear classifiers
- Decision tree classifiers
- Instance-based classifiers

Predictive Analysis

three types of classifiers

- All types of classifiers learn to make predictions based on the input feature values
- However, different types of classifiers combine the input feature values in different ways
- Chapter 3 in the book refers to a trained model as knowledge representation

Predictive Analysis

linear classifiers: perceptron algorithm

$$y = \begin{cases} 1 & \text{if } w_0 + \sum_{j=1}^n w_j x_j > 0 \\ 0 & \text{otherwise} \end{cases}$$

Predictive Analysis

linear classifiers: perceptron algorithm

$$y = \begin{cases} 1 & \text{if } w_0 + \sum_{j=1}^n w_j x_j > 0 \\ 0 & \text{otherwise} \end{cases}$$

parameters learned by the model

predicted value (e.g., 1 = positive, 0 = negative)

Predictive Analysis

linear classifiers: perceptron algorithm

test instance

f_1	f_2	f_3
0.5	1	0.2

model weights

w_0	w_1	w_2	w_3
2	-5	2	1

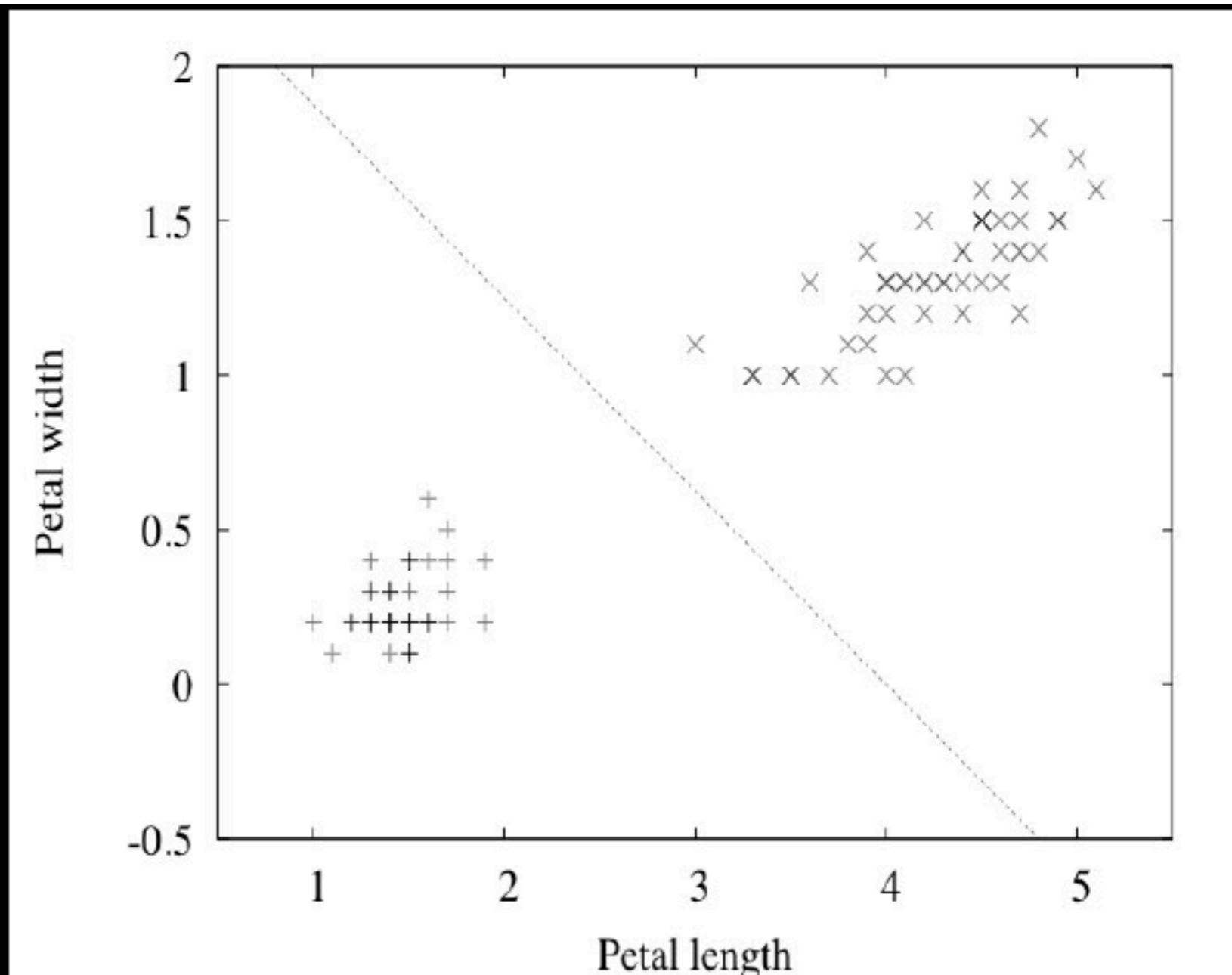
$$\text{output} = 2.0 + (0.50 \times -5.0) + (1.0 \times 2.0) + (0.2 \times 1.0)$$

$$\text{output} = 1.7$$

output prediction = positive

Predictive Analysis

linear classifiers: perceptron algorithm

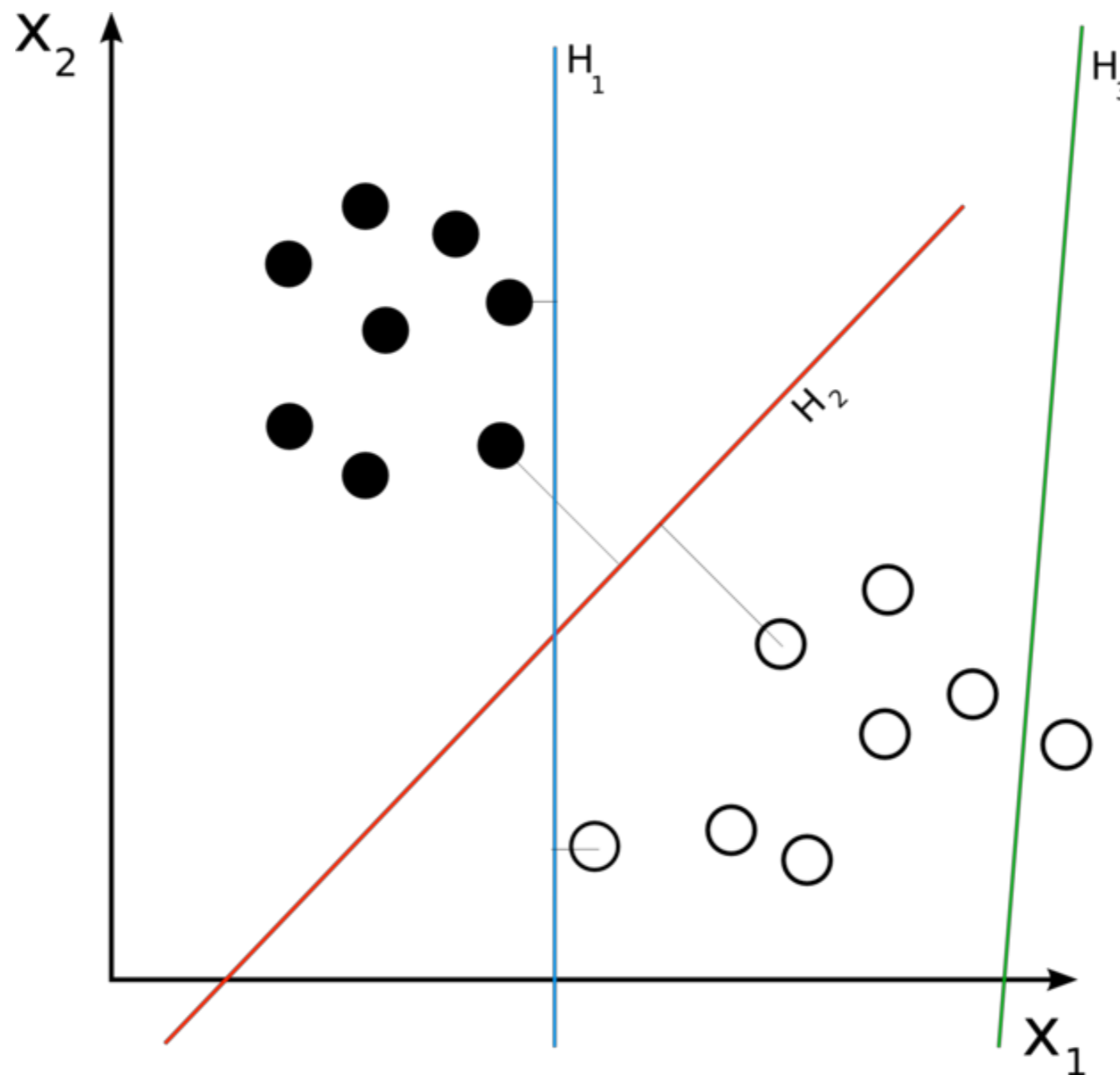


$$2.0 - 0.5\text{PETAL-LENGTH} - 0.8\text{PETAL-WIDTH} = 0$$

(two-feature example borrowed from Witten *et al.* textbook)

Predictive Analysis

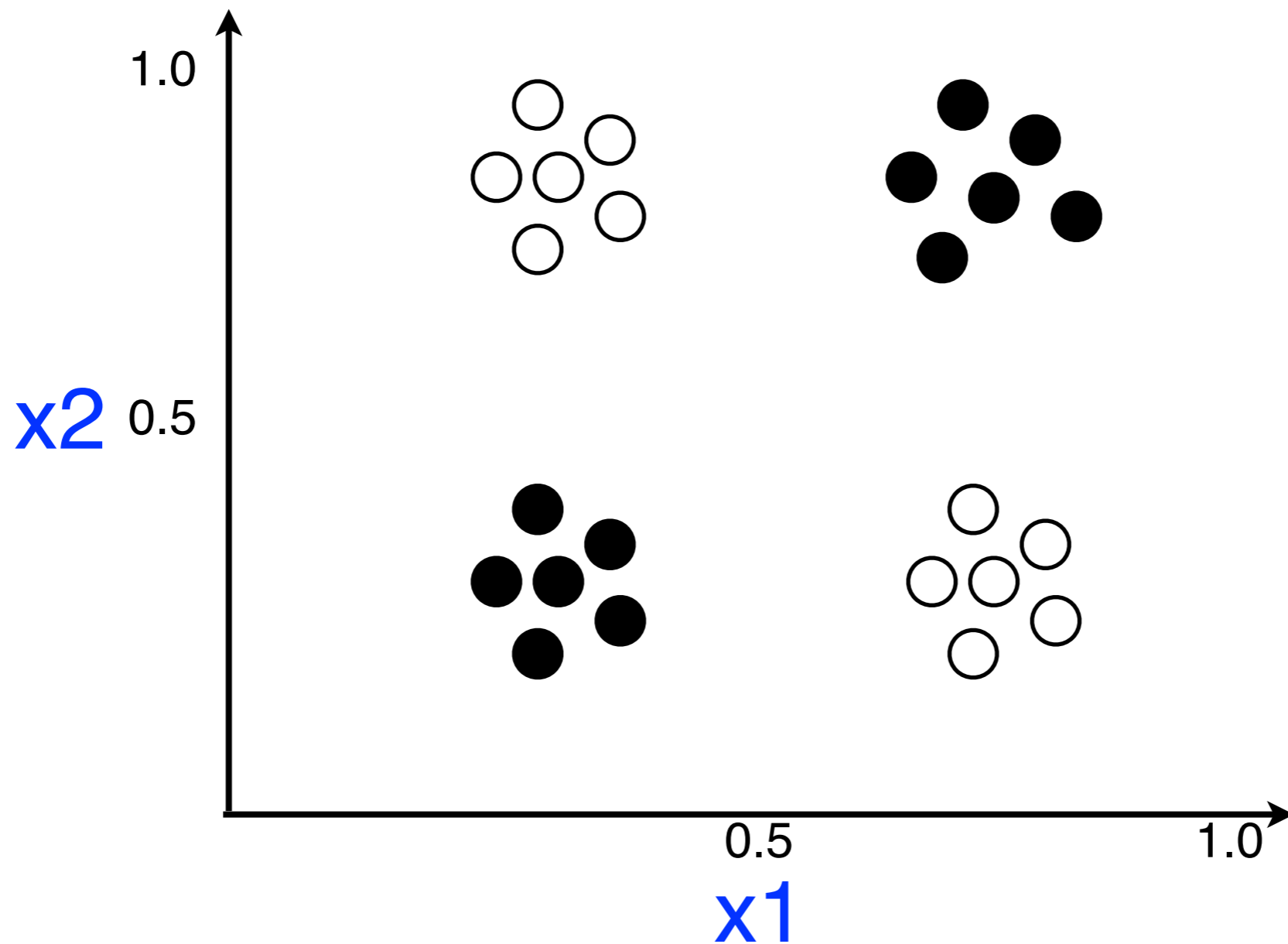
linear classifiers: perceptron algorithm



(source: http://en.wikipedia.org/wiki/File:Svm_separating_hyperplanes.png)

Predictive Analysis

linear classifiers: perceptron algorithm



- Would a linear classifier do well on positive (black) and negative (white) data that looks like this?

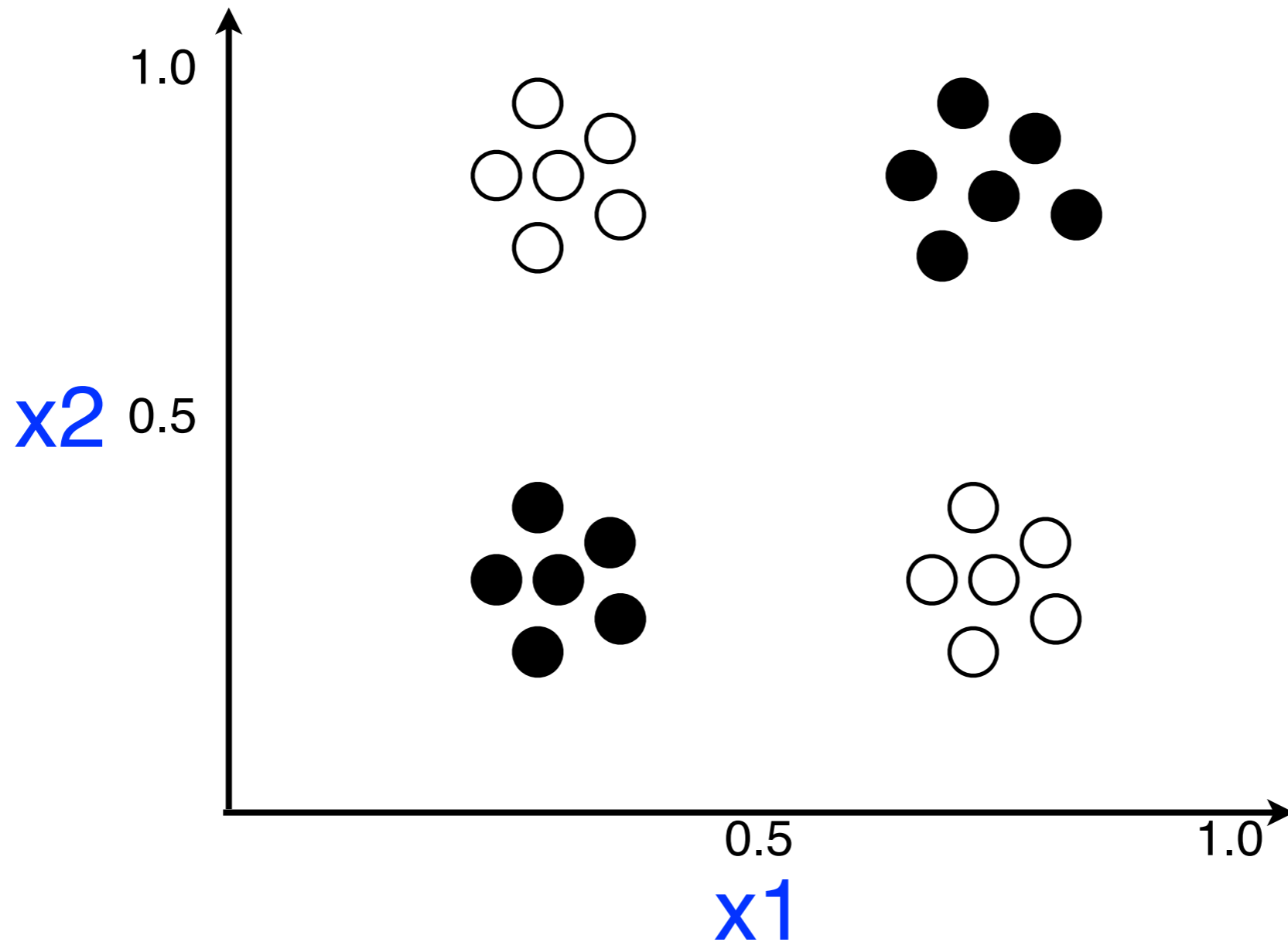
Predictive Analysis

three types of classifiers

- Linear classifiers
- Decision tree classifiers
- Instance-based classifiers

Predictive Analysis

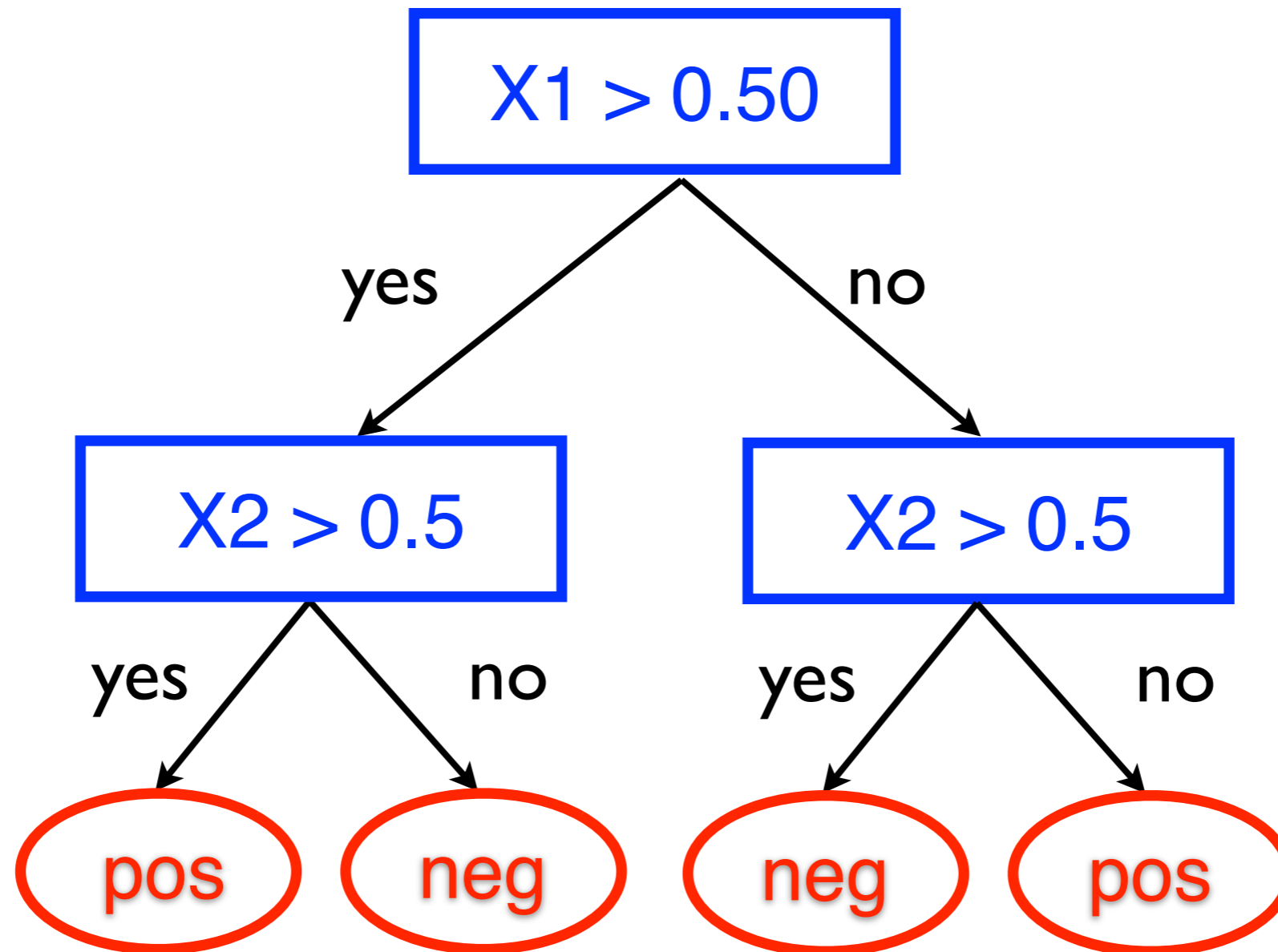
decision tree classifiers



- Draw a decision tree that would perform perfectly on this training data!

Predictive Analysis

decision tree classifiers



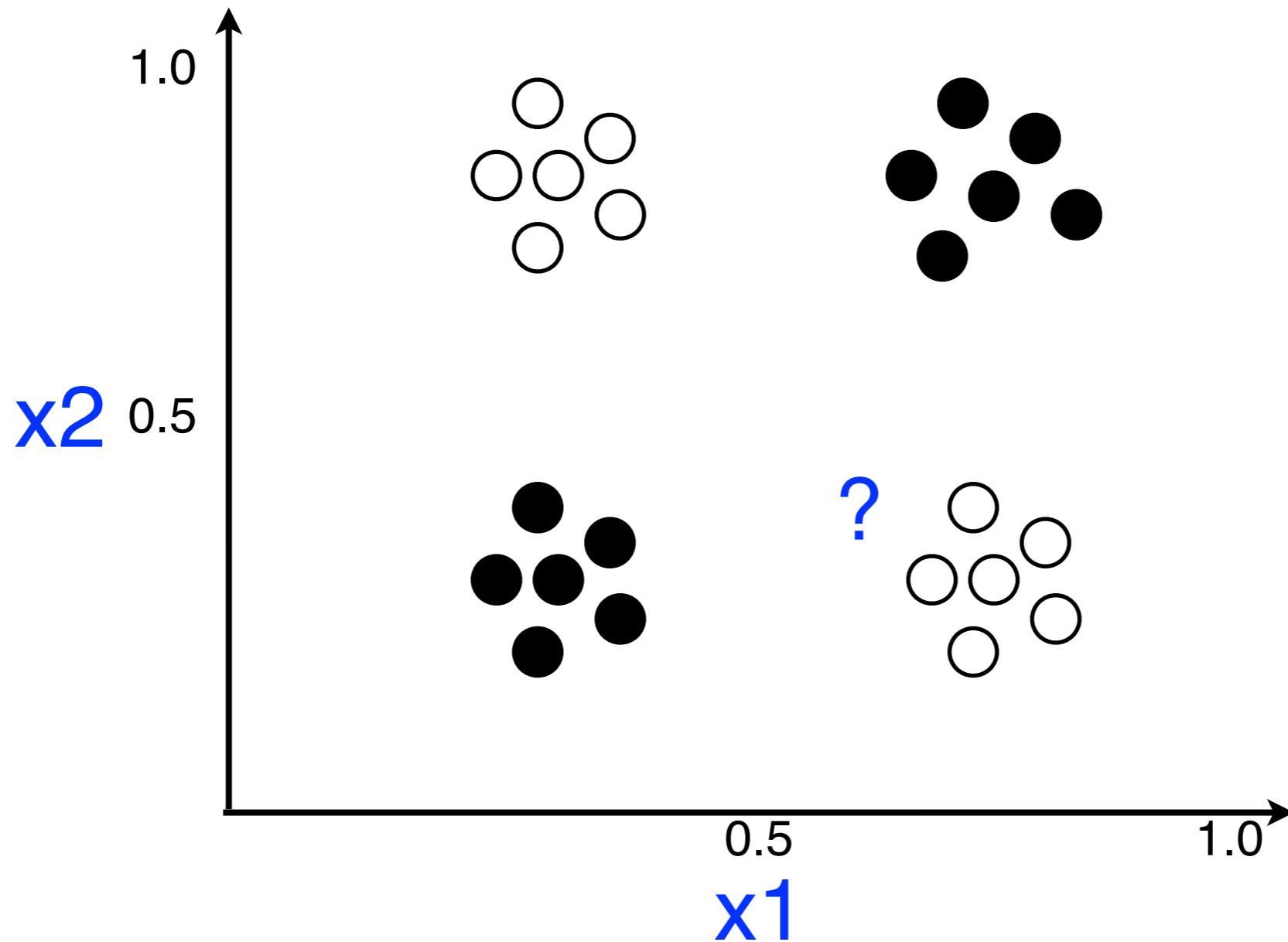
Predictive Analysis

three types of classifiers

- Linear classifiers
- Decision tree classifiers
- Instance-based classifiers

Predictive Analysis

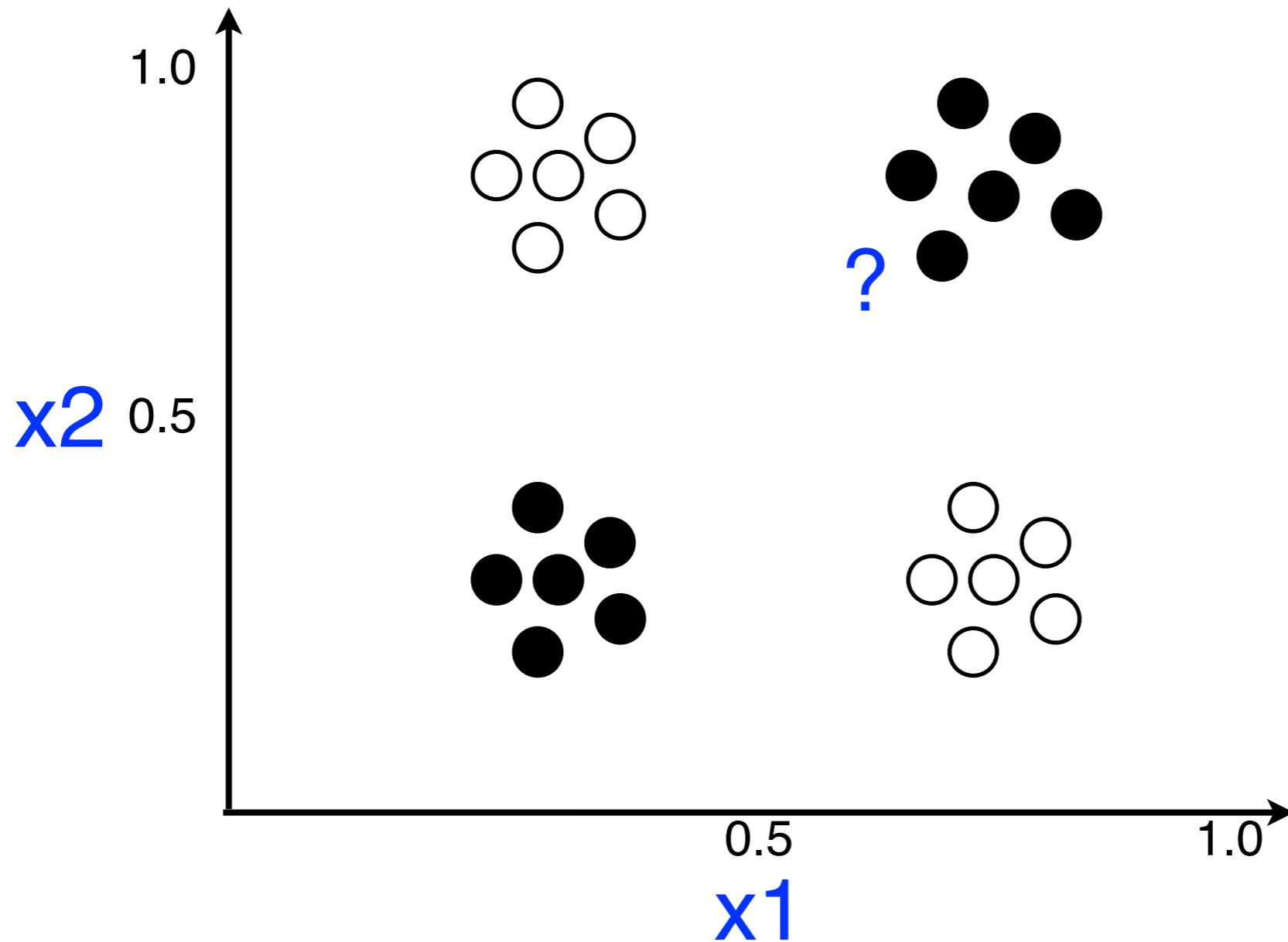
instance-based classifiers



- predict the class associated with the most similar training examples

Predictive Analysis

instance-based classifiers



- predict the class associated with the most similar training examples

Predictive Analysis

instance-based classifiers

- **Assumption:** instances with similar feature values should have a similar label
- Given a test instance, predict the label associated with its nearest neighbors
- There are many different similarity metrics for computing distance between training/test instances
- There are many ways of combining labels from multiple training instances

Predictive Analysis

questions

- Is a particular concept appropriate for predictive analysis?
- What should the unit of analysis be?
- How should I divide the data into training and test sets?
- What is a good feature representation for this task?
- What type of learning algorithm should I use?
- How should I evaluate my model's performance?